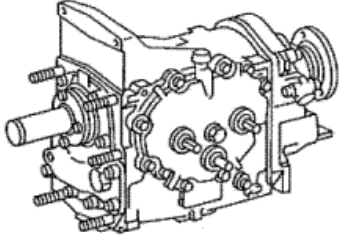
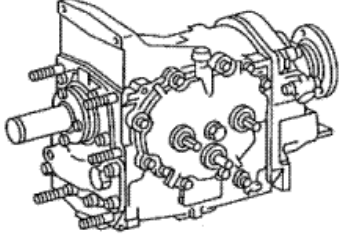
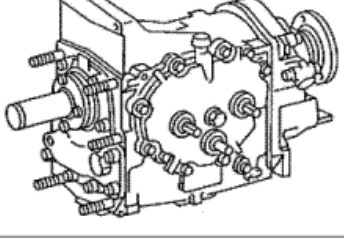
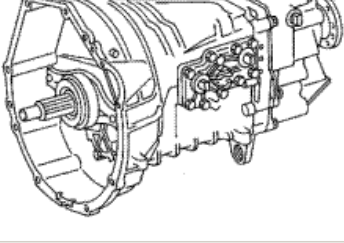
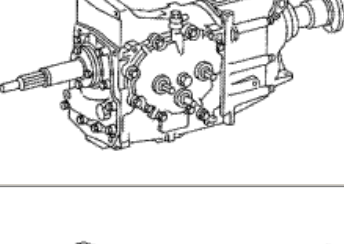
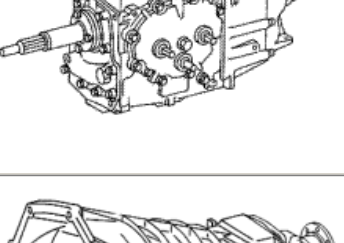

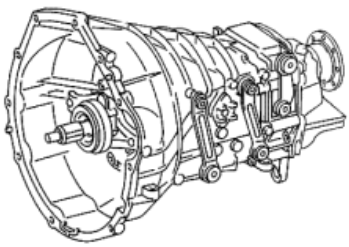
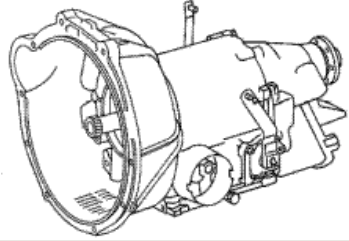
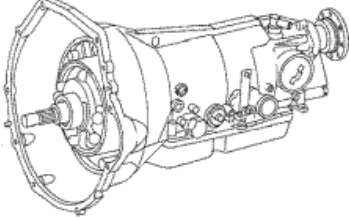
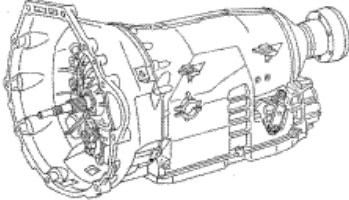
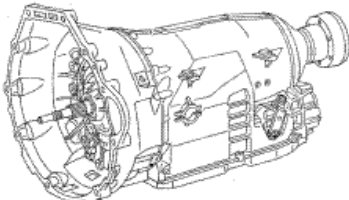
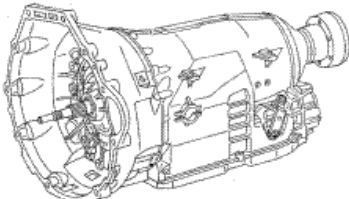


Gelaendewagen transmissions 1979 - 2003

[transmission repair manuals available](#)

	<p>Designation Model Gears 1st gear 2nd gear 3rd gear 4th gear reverse</p>	<p>G1/17-4 711.200 711.202 manual-4 4,628 2,46 1,473 1 4,348</p>	<p>Used for 240GD, 300GD and 230G, gear box: cast alloy bell housing interchangeable</p>
	<p>Designation Model Gears 1st gear 2nd gear 3rd gear 4th gear reverse</p>	<p>G1/18-4 711.1 manual-4 4,403 2,46 1,473 1 4,348</p>	<p>Used for some 460 280 GE, gear box: cast alloy bell housing interchangeable</p>
	<p>Designation Model Gears 1st gear 2nd gear 3rd gear 4th gear reverse</p>	<p>G1/18-4 711.101 manual-4 4,043 2,206 1,381 1 3,787</p>	<p>Used for some 460, like 280 GE, gear box: cast alloy bell housing interchangeable</p>
	<p>Designation Model Gears 1st gear 2nd gear 3rd gear 4th gear 5th gear reverse</p>	<p>GL 275 717.420 manual-5 3,822 2,199 1,398 1 0,813 3,705</p>	<p>5-speed by Getrag, used for all 460, one piece gear box and bell housing, alloy</p>
	<p>Designation Model Gears 1st gear 2nd gear 3rd gear 4th gear 5th gear reverse</p>	<p>G1/18-5/4,7 711.117 manual-5 4,695 2,401 1,436 1 0,806 4,078</p>	<p>5-speed by Mercedes, installed in some 461 similar to G1/18 additional 5th gear sealed for water fording</p>
	<p>Designation Model Gears 1st gear 2nd gear 3rd gear 4th gear 5th gear reverse</p>	<p>G1/18-5/6,15 711.116 manual-5 6,157 3,148 1,743 1,278 1 5,347</p>	<p>5-speed by Mercedes, installed in 461 (G250, G290), 461 running gear, and 461 military version. similar to G1/18 additional granny 1st gear First choice for off- road use!</p>
	<p>Designation Model Gears 1st gear 2nd gear 3rd gear 4th gear 5th gear reverse</p>	<p>GL 76/27 K-5 717.439 manual - 5 3,856 2,182 1,365 1 0,799 4,218</p>	<p>5-speed by Getrag, installed in 460, 461, 463, one piece gear box and bell housing, alloy</p>

	Designation Model Gears 1st gear 2nd gear 3rd gear 4th gear 5th gear reverse	GL 76/33 K-5 717.436 manual - 5 4.905 2.716 1.817 1.261 1.0 4,625	5-speed by Getrag, installed in 460, 461, 463, one piece gear box and bell housing, aloy
	Designation Model Gears 1st gear 2nd gear 3rd gear 4th gear reverse torque converter	W4A018 720.1 Automatic-4 4,007 2,392 1,436 1 5,495 i=1.84	"Old" Mercedes 4- speed automatic, used in all older 460
	Designation Model Gears 1st gear 2nd gear 3rd gear 4th gear reverse torque converter	W4A028 722.394 722.396 Automatic-4 3,871 2,247 1,436 1 5,586 i=1.96	"New" Mercedes 4- speed automatic used in all 461 and early 463
	Designation Model Gears 1st gear 2nd gear 3rd gear 4th gear 5th gear reverse torque converter	W5A330 722.610-611 Automatik-5 3,932 2,408 1,486 1 0,83 3,1 i=?? pls help	Mercedes electronic 5-speed automatic, 3 planetary gears used in 463 G 320, G 300 TD etc
	Designation Model Gears 1st gear 2nd gear 3rd gear 4th gear 5th gear reverse torque converter	W5A330 722.630-611 Automatik-5 3,95 2,42 1,486 1 0,831 3,16 i=?? pls help	Mercedes electronic 5-speed automatic 4 planetary gears used in 463 G 320,
	Designation Model Gears 1st gear 2nd gear 3rd gear 4th gear 5th gear reverse torque converter	W5A580 722.630-634 Automatik-5 3,588 2,186 1,405 1 0,831 3,16 i=?? pls help	Mercedes electronic 5-speed automatic 4 planetary gears used in 463 G 270 CDI, G 500, G 55, G 400 CDI

• [all available G manuals](#)

• 460 [Workshop Manual DVD](#)

• 463 [Workshop Manual DVD](#)

• [Maintenance Manual CD](#)

• [Part numbers CD](#)

• [Brake Service CD](#)

[G-Class engine manuals](#)

[contact me](#)