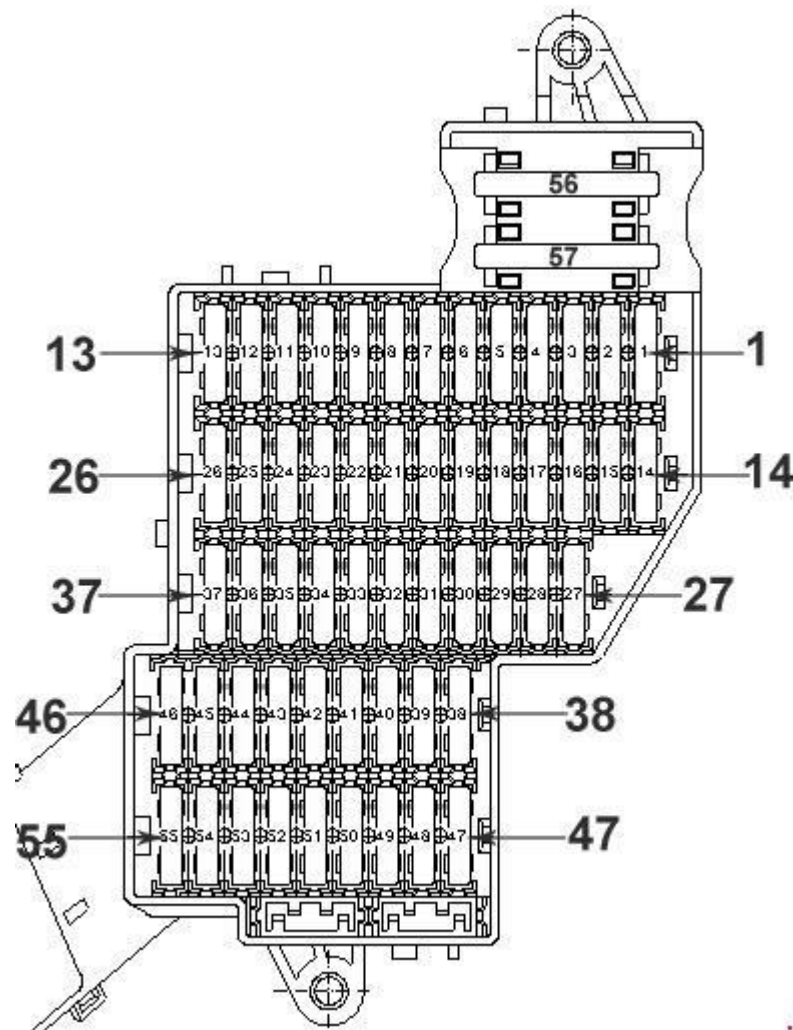


Fuse assignment in fuse box, left dash panel



No.	A	Function/component
1	15 20 ²⁺⁸)	U1 - Cigarette lighter U9 - Rear cigarette lighter
2	5 ^{8,1+7}) 15 ²⁺⁷)	J160 - Circulation pump relay ²⁾ J708 - Residual heat relay ²⁾ R149 - Remote control receiver for auxiliary coolant heater ²⁾ U18 - 12 V socket 2 ¹⁾ U20 - 12 V socket 4 ¹⁾
3	15 20 ²⁾	U5 - 12 V socket U19 - 12 V socket 3
4	20	J162 - Heater control unit
5	20	U18 - 12 V socket 2 ²⁾ U19 - 12 V socket 4 ²⁾ J807 - Relay for power sockets ¹⁾
6	15	J518 - Entry and start authorisation control unit ³⁾ J708 - Residual heat relay ¹⁾
7	5	T16b - Diagnostic connection J515 - Aerial selection control unit G397 - Rain and light detector sensor

8	25 30 ²⁾	V - Windscreen wiper motor
9	15	J519 - Onboard supply control unit (windscreen wiper pump)
10	25 30 ²⁾	J388 - Rear left door control unit (window regulator)
11	15	J386 - Driver door control unit (central locking) J388 - Rear left door control unit (central locking)
12	10	J519 - Onboard supply control unit (interior light)
13	-	Not assigned
14	25 30 ²⁾	J386 - Driver door control unit (window regulator)
15	15	J393 - Convenience system central control unit (right tail light cluster)
16	20	J519 - Onboard supply control unit (fanfare)
17	30	J519 - Onboard supply control unit (left light)
18	20 25 ²⁾	J39 - Headlight washer system relay
19	-	Not assigned
20	30	J519 - Onboard supply control unit (battery 1)
21	-	Not assigned
22	30	J647 - Axle differential lock control unit J605 - Rear lid control unit
23	10	J647 - Axle differential lock control unit
24	5	J502 - Tyre pressure monitor control unit
25	15	J352 - Steering column and belt height adjustment control unit
26	10	F36 - Clutch pedal switch J... - Engine control units J234 - Airbag control unit J285 - Control unit in dash panel insert J519 - Onboard supply control unit K145 - Front passenger side airbag deactivated warning lamp N378 - Driver seat belt inertia reel magnet N379 - Front passenger side seat inertia reel magnet
27	5	E183 - Interior monitoring switch W11 - Rear left reading light W12 - Rear right reading light W14 - Front passenger side illuminated vanity mirror W20 - Driver side illuminated vanity mirror W51 - Rear lid light
28	-	Not assigned
29	-	Not assigned
30	-	Not assigned
31	-	Not assigned
32	-	Not assigned
33	15	J527 - Steering column electronics control unit
34	5	G273 - Interior monitoring sensor G384 - Vehicle inclination sender J285 - Control unit in dash panel insert ²⁾
35	30	J519 - Onboard supply control unit
36	30	E470 - Driver seat adjustment operating unit
37	-	Not assigned
38	-	Not assigned

39	5A	J9 - Heated rear window relay J32 - Air conditioning system relay J329 - Terminal 15 voltage supply relay J755 - Transport mode relay J807 - Relay for power sockets ¹⁾
40	5	J285 - Control unit in dash panel insert
41	15	J518 - Entry and start authorisation control unit
42	30	J245 - Sliding sunroof adjustment control unit
43	-	Not assigned
44	30	E470 - Driver seat adjustment operating unit J136 - Seat and steering column adjustment control unit with memory J810 - Driver seat adjustment control unit
45	25	J786 - Heated rear seats control unit
46	-	Not assigned
47	10	J647 - Axle differential lock control unit
48	5	J769 - Lane change assist control unit J770 - Lane change assist control unit 2
49	5	J236 - Servotronic control unit
50	10	G266 - Oil level and oil temperature sender N79 - Crankcase breather heater element ⁴⁾
51	5	T16b - Diagnostic connection F321 - Parking brake contact switch G238 - Air quality sensor G550 - Sensor for automatic distance control J755 - Transport mode relay
52	30 15 ⁷⁾	V12 - Rear window wiper motor
53	5	E1 - Light switch J527 - Steering column electronics control unit J393 - Convenience system central control unit
54	10	E102 - Headlight range control regulator ⁵⁾ J667 - Power output module for left headlight ⁶⁾ V48 - Left headlight range control motor ⁵⁾ V49 - Right headlight range control motor ⁵⁾
55	15	J486 - Fresh air blower relay for 2nd speed
56	40	J32 - Air conditioning system relay J309 - Solar cell isolation relay J486 - Fresh air blower relay, 2nd speed SB55 - Fuse 55 on fuse holder B V305 - Motor for front Bitron blower regulation
57	40	V306 - Motor for rear Bitron blower regulation ⁸⁾ J403 - Adaptive suspension compressor relay ⁷⁾

1) Only one battery onboard supply

2) Only auxiliary battery and two battery onboard supply

3) Only V10 TDI

4) Only models with engine codes BHK, BHL

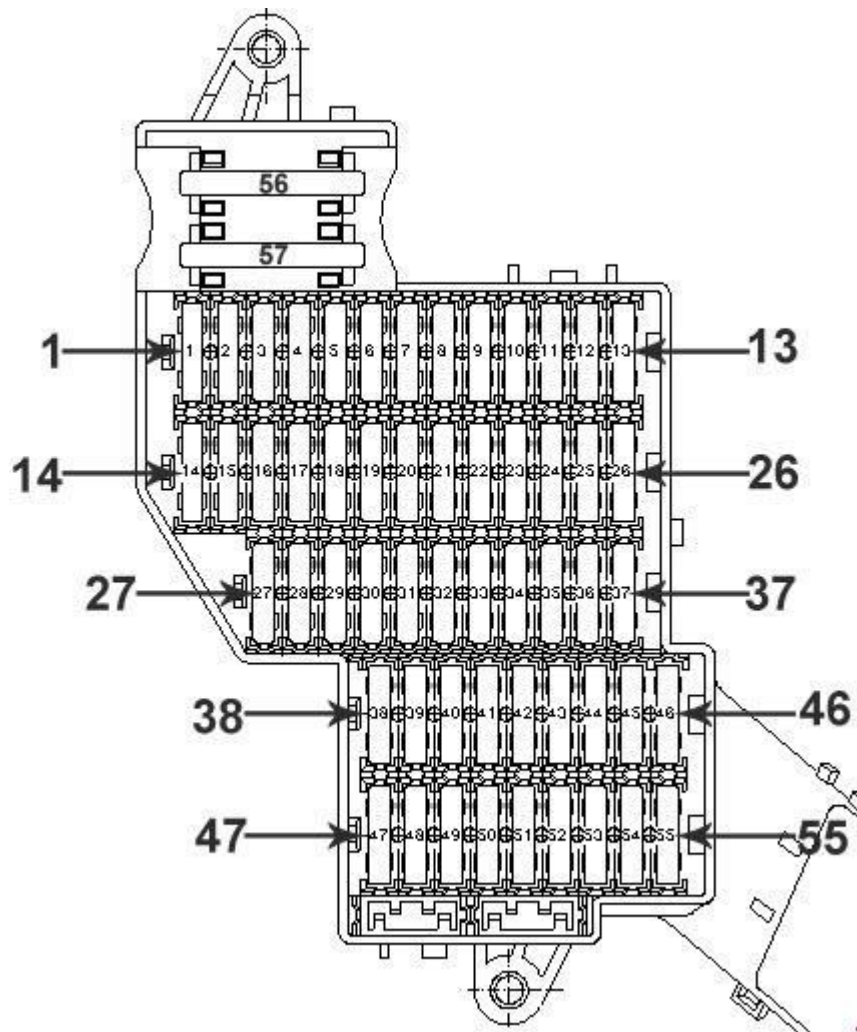
5) Only models with halogen headlights

6) Only models with cornering light

7) From November 2007

8) Up to November 2007

Fuse assignment in fuse box, right dash panel



No.	A	Function/component
1	15 20 ²⁾	J345 - Trailer detector control unit
2	5	J446 - Parking aid control unit
3	15	J345 - Trailer detector control unit
4	5	J412 - Mobile telephone operating electronics control unit
5	15 25 ²⁾	J345 - Trailer detector control unit
6	30	J104 - ABS control unit
7	5	J646 - Transfer box control unit
8	30	J519 - Onboard supply control unit (right light)
9	10	Individualisation R190 - Satellite digital radio tuner ¹⁾
10	5	J772 - Reversing camera system control unit R78 - TV tuner
11	20	J503 - Control unit with display for radio and navigation system R - Radio R - Preparation for radio and navigation system with TV (models for Japan)
12	30	R12 - Amplifier
13	-	Not assigned
14	15	J393 - Convenience system central control unit

15	25 30 ³⁾	J389 - Rear right door control unit (window regulator)
16	10 5 ³⁾	W3 - Luggage compartment light
17	-	Not assigned
18	30	J9 - Heated rear window relay
19	-	Not assigned
20	30	U13 - AC/DC converter with socket 12 V - 230 V U27 - AC/DC converter with socket 12 V - 115 V ¹⁾
21	10	F266 - Bonnet contact switch
22	25	J774 - Heated front seats control unit
23	10	J255 - Climatronic control unit
24	30	E471 - Front passenger seat adjustment operating unit J521 - Front passenger seat adjustment with memory control unit
25	5	E265 - Rear Climatronic operating and display unit J301 - Air conditioning system control unit
26	-	Not assigned
27	15	J197 - Adaptive suspension control unit
28	-	Not assigned
29	10 5 ³⁾	J217 - Automatic gearbox control unit
30	20	J714 - Power latching system relay
31	15	J393 - Convenience system central control unit
32	10	J387 - Front passenger door control unit (central locking) J389 - Rear right door control unit (central locking)
33	15	Individualisation
34	25 30 ³⁾	J387 - Front passenger side door control unit (window regulator)
35	30	E471 - Front passenger seat adjustment operating unit
36	5	J603 - Vehicle position recognition control unit J702 - Roof display unit
37	-	Not assigned
38	10	J104 - ABS control unit
39	5	J410 - Heated windscreen relay for left side J411 - Heated windscreen relay for right side J745 - Cornering light and headlight range control unit Individualisation
40	10	J646 - Transfer box control unit
41	10	J345 - Trailer detector control unit
42	5	E284 - Garage door operating unit J530 - Garage door operation control unit
43	5	F41 - Reversing switch
44	5	E94 - Heated driver seat regulator E95 - Heated front passenger seat regulator E128 - Heated rear left seat switch with regulator E129 - Heated rear right seat switch with regulator E281 - Operating unit to regulate suspension height Z20 - Left washer jet heater element Z21 - Right washer jet heater element
45	-	Not assigned
46	-	Not assigned

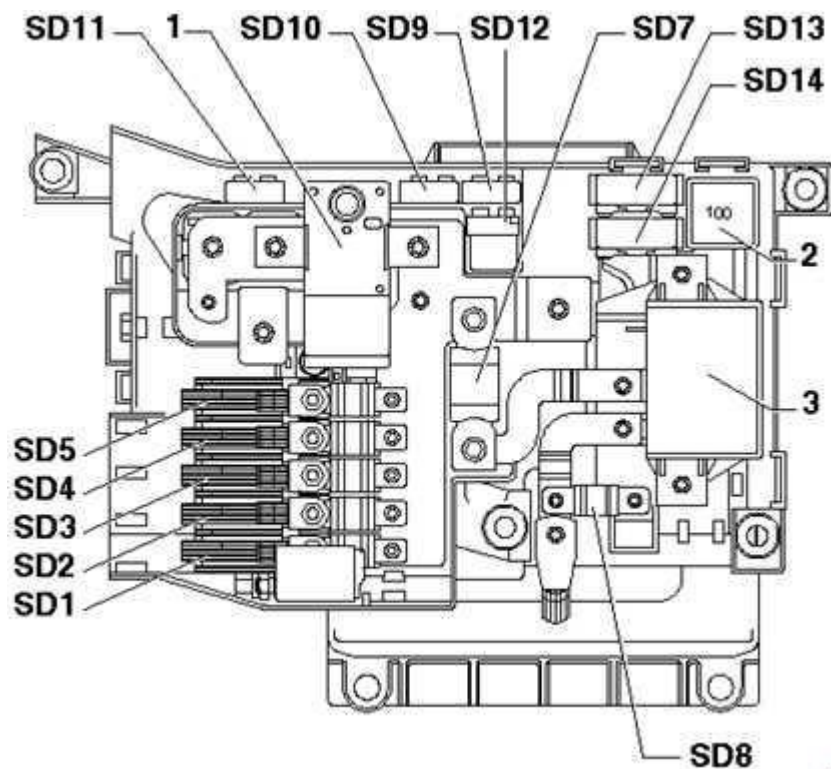
47	10	J668 - Power output module for right headlight
48	10	J197 - Adaptive suspension control unit
49	5	Y7 - Automatic anti-dazzle interior mirror
50	5	E256 - TCS and ESP button
51	15	J217 - Automatic gearbox control unit
52	5	F125 - Multifunction switch F189 - Tiptronic switch N380 - Selector lever lock for position P solenoid
53	30	J411 - Heated windscreen relay for right side
54	30	J410 - Heated windscreen relay for left side
55	-	Not assigned
56	40	J104 - ABS control unit
57	40	J646 - Transfer box control unit

1) Only American markets

2) From May 2008

3) From November 2007

Fuses and relay position assignment in pre-fuse box, under driver seat



No.	A	Function/component
SD1	150	Left fuse carrier
SD2	150	Right fuse carrier
SD3	60	Right fuse carrier

SD4	60 40 ³⁾	J701 - Voltage supply relay 2 ¹⁾ V306 - Motor for rear Bitron blower regulation ³⁾
SD5	60 40 ³⁾	J329 - Terminal 15 voltage supply relay
SD6	-	Not assigned
SD7	250	J713 - Charger relay for second battery
SD8	150 ¹⁾ 60 ²⁾	Left fuse carrier J701 - Voltage supply relay 1 ¹⁾
SD9	5	J519 - Onboard supply control unit
SD10	10 5 ³⁾	J519 - Onboard supply control unit ¹⁾
SD11	5	J519 - Onboard supply control unit ¹⁾
SD12	-	Not assigned
SD13	40	J403 - Adaptive suspension compressor relay V306 - Motor for rear Bitron blower regulation ^{1,3)}
SD14	-	Not assigned

Relays

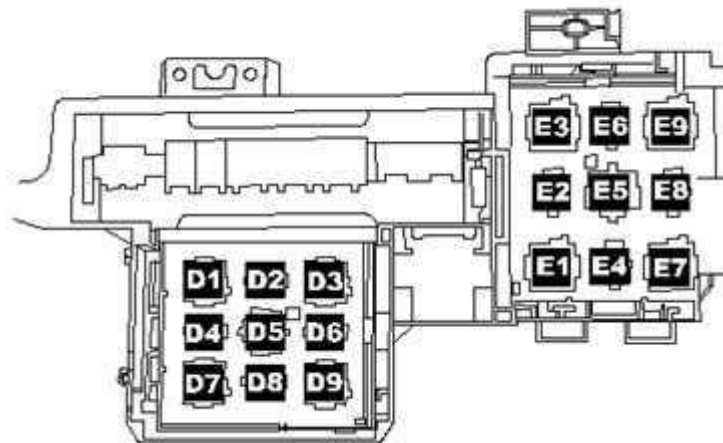
1	Battery master/isolator switch -E74-
2	Terminal 15 voltage supply relay -J329- (433)
3	Second battery charging circuit relay -J713-

1) Only V10 TDI

2) Only models with additional battery

3) From November 2007

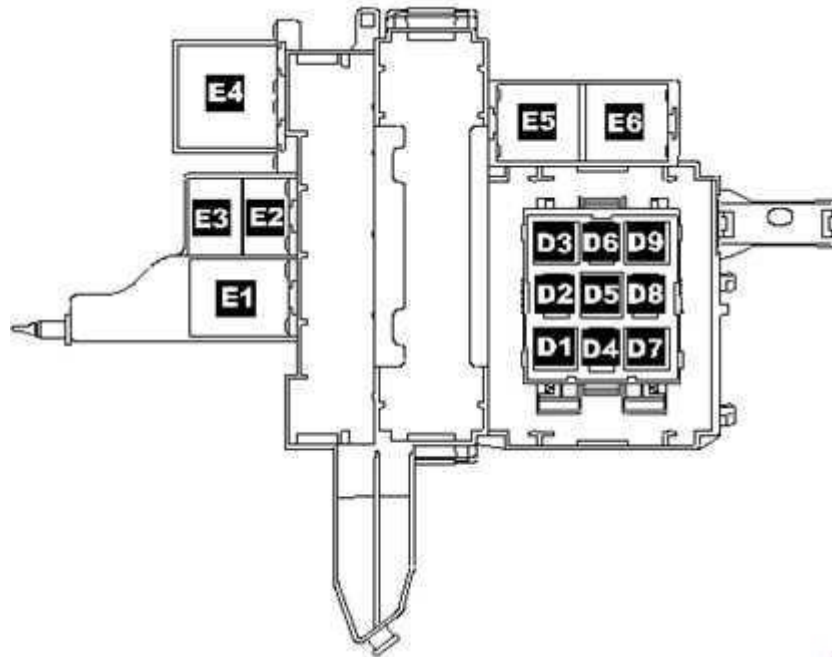
Relay locations for E-box on left under dash panel near centre console



No.	Function/component
D1	Servotronic control unit -J236- (476)
D2	Power latching system relay -J714- (404)
D3	Adaptive suspension compressor relay -J403- (373)
D4	Power sockets relay -J807- (404)
D5	Air conditioning system relay -J32- (100) / (370) optional installation

D6	Fresh air blower relay, 2nd speed -J486- (404), only manually operated air conditioning system
D7	Heated rear window relay -J9- (53)
D8	Circulation pump relay -J160- (404), only VR6 with auxiliary heater
D9	Alternator cut-in relay -J442- (53)
E1	Solar cells isolation relay -J309- (79)
E2	Not assigned
E3	Heated windscreen relay for left side -J410- (53)
E4	Not assigned
E5	Voltage supply relay 2 -J710- (432), only V10 TDI
E6	Not assigned
E7	Headlight washer system relay -J39- (53)
E8	Residual heat relay -J708- (404)
E9	Heated windscreen relay for right side -J411- (53)

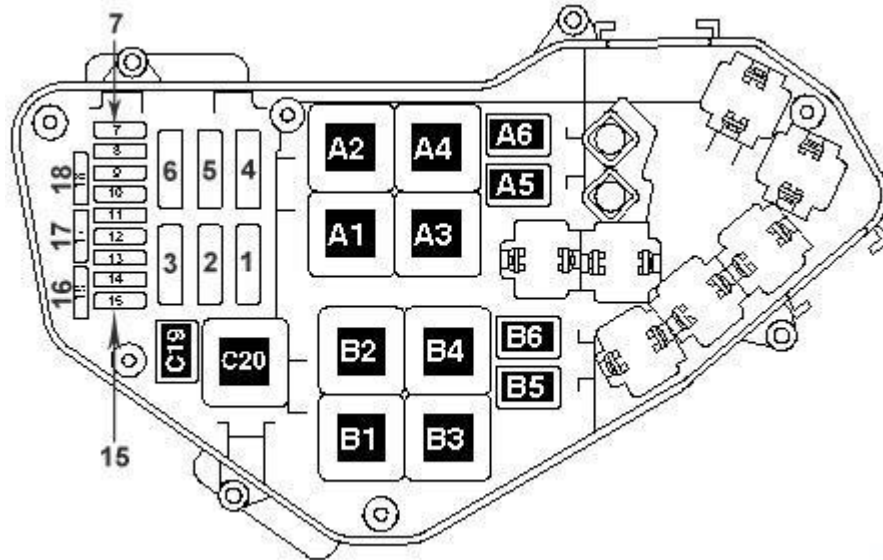
Relay carrier on E-box on right under dash panel, near right a-pillar (only right-hand drive)



No.	Function/component
D1	Servotronic control unit -J236- (476)
D2	Power latching system relay -J714- (404)
D3	Adaptive suspension compressor relay -J403- (373)
D4	Power sockets relay -J807- (404)
D5	Air conditioning system relay -J32- (100) / (370) optional installation
D6	Fresh air blower relay, 2nd speed -J486- (404), only manually operated air conditioning system
D7	Heated rear window relay -J9- (53)
D8	Circulation pump relay -J160- (404), only VR6 with auxiliary heater
D9	Alternator cut-in relay -J442- (53)
E1	Solar cells isolation relay -J309- (79)
E2	Residual heat relay -J708- (404)
E3	Heated windscreen relay for left side -J410- (53)

E4	Voltage supply relay 2 -J710- (432), only V10 TDI
E5	Heated windscreen relay for right side -J411- (53)
E6	Headlight washer system relay -J39- (53)

Engine compartment relay & fuse box (2.5 l (R5) TDI engine)

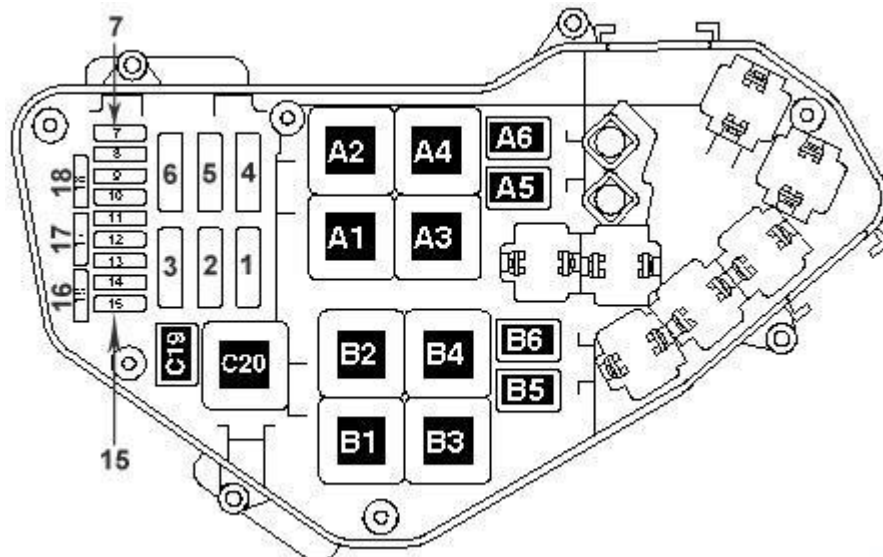


No.	A	Function/component
1	60	J293 - Radiator fan control unit
2	30	J671 - Radiator fan control unit 2 ¹⁾
3	-	Not assigned
4	-	Not assigned
5	-	Not assigned
6	-	Not assigned
7	-	Not assigned
8	-	Not assigned
9	30	J623 - Engine control unit
10	10	G65 - High-pressure sender J17 - Fuel pump relay J255 - Climatronic control unit J293 - Radiator fan control unit J301 - Air conditioning system control unit J445 - Fuel cooling pump relay J496 - Additional coolant pump relay J671 - Radiator fan control unit 2 N75 - Charge pressure control solenoid valve N79 - Crankcase breather heater element N280 - Air conditioner compressor regulating valve N345 - Exhaust gas recirculation cooler changeover valve
11	-	Not assigned
12	10	J179 - Automatic glow period control unit J496 - Additional coolant pump relay

13	25	G6 - Fuel system pressurisation pump G23 - Fuel pump J17 - Fuel pump relay J445 - Fuel cooling pump relay J715 - Tank circuit pressurisation relay V166 - Fuel cooling pump
14	-	Not assigned
15	-	Not assigned
16	-	Not assigned
17	10	G39 - Lambda probe Z19 - Lambda probe heater
18	-	Not assigned
Relays		
A1	Not assigned	
A2	Terminal 30 voltage supply relay -J317- (109)	
A3	Automatic glow period control unit -J179- (475)	
A4	Fuel pump relay -J17- (53)	
A5	Additional coolant pump relay -J496- (404)	
A6	Fuel cooling pump relay -J445- (404)	
B1	Not assigned	
B2	Not assigned	
B3	Not assigned	
B3	Not assigned	
B4	Not assigned	
B5	Not assigned	
B6	Not assigned	
C19	Tank circuit pressurisation relay -J715- (404) (Only auxiliary coolant heater)	
C20	Terminal 50 voltage supply relay -J682- (433)	

1) Only models for tropical climate zones and models with towing coupling

Engine compartment relay & fuse box (3.0 I (V6) diesel engine)



No.	A	Function/component
1	60 30 ¹⁾	J293 - Radiator fan control unit
2	30	J671 - Radiator fan control unit 2
3	-	Not assigned
4	80	J360 - High heat output relay ³⁾
5	40	J359 - Low heat output relay ³⁾
6	-	Not assigned
7	15	N276 - Fuel pressure regulating valve N290 - Fuel metering valve J17 - Fuel pump relay ³⁾
8	-	Not assigned
9	30	J248 - Diesel direct injection system control unit J623 - Engine control unit
10	10	G65 - High-pressure sender J17 - Fuel pump relay J179 - Automatic glow period control unit J255 - Climatronic control unit J293 - Radiator fan control unit J301 - Air conditioning system control unit J338 - Throttle valve module ³⁾ J442 - Alternator cut-in relay ²⁾ J445 - Fuel cooling pump relay J496 - Additional coolant pump relay J671 - Radiator fan control unit 2 J724 - Turbocharger 1 control unit J865 - Control unit for charge air cooler bypass ³⁾ N18 - Exhaust gas recirculation valve N280 - Air conditioner compressor regulating valve N345 - Exhaust gas recirculation cooler changeover valve N381 - Exhaust gas recirculation cooler changeover valve 2 ³⁾ N428 - Valve block 2 in front passenger side rear seat ³⁾ V157 - Intake manifold flap motor V275 - Intake manifold flap 2 motor V400 - Pump for exhaust gas recirculation cooler ³⁾
11	15	J445 - Fuel cooling pump relay ³⁾ J832 - Relay for supplementary fuel pump ³⁾ V166 - Fuel cooling pump ³⁾ V393 - Supplementary fuel pump ³⁾
12	10	J496 - Additional coolant pump relay
13	25 20 ³⁾	G6 - Fuel system pressurisation pump G23 - Fuel pump J17 - Fuel pump relay ³⁾ J445 - Fuel cooling pump relay J715 - Tank circuit pressurisation relay V166 - Fuel cooling pump
14	15	G698 - Evaluation unit for reducing agent level ³⁾ N473 - Reversing valve for reducing agent ³⁾ V437 - Reducing agent pump ³⁾ Z103 - Heater for reducing agent pump ³⁾
15	10	J317 - Terminal 30 voltage supply relay J623 - Engine control unit ³⁾

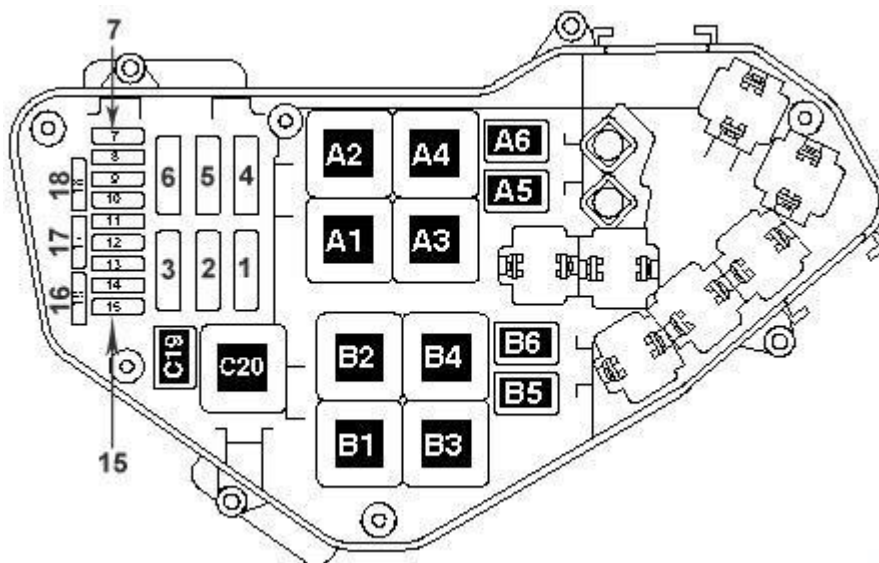
16	30	J891 - Control unit for reducing agent heater
17	20 15 ¹⁾	J583 - NOx sensor control unit ³⁾ J881 - NOx sensor 2 control unit ³⁾ G39 - Lambda probe Z19 - Lambda probe heater
18	-	Not assigned
Relays		
A1	Not assigned	
A2	Terminal 30 voltage supply relay -J317- (219) / (643) optional installation	
A3	Automatic glow period control unit -J179- (475) / (639) / (647) optional installation	
A4	Not assigned	
A5	Additional coolant pump relay -J496- (404 / (449) optional installation	
A6	Fuel cooling pump relay -J445- (404) / (449) optional installation	
B1	Not assigned	
B2	Fuel pump relay -J17- (53)	
B3	Not assigned	
B3	High heat output relay -J360- (100)	
B4	Low heat output relay -J359- (100)	
B5	Not assigned	
B6	Supplementary fuel pump relay -J832- (449)	
C19	Tank circuit pressurisation relay -J715- (404) (Only auxiliary coolant heater)	
C20	Terminal 50 voltage supply relay -J682- (433)	

1) Depends on equipment

2) Up to May 2007

3) Only models with engine code CATA

Engine compartment relay & fuse box (5.0 I (V10) TDI engine)



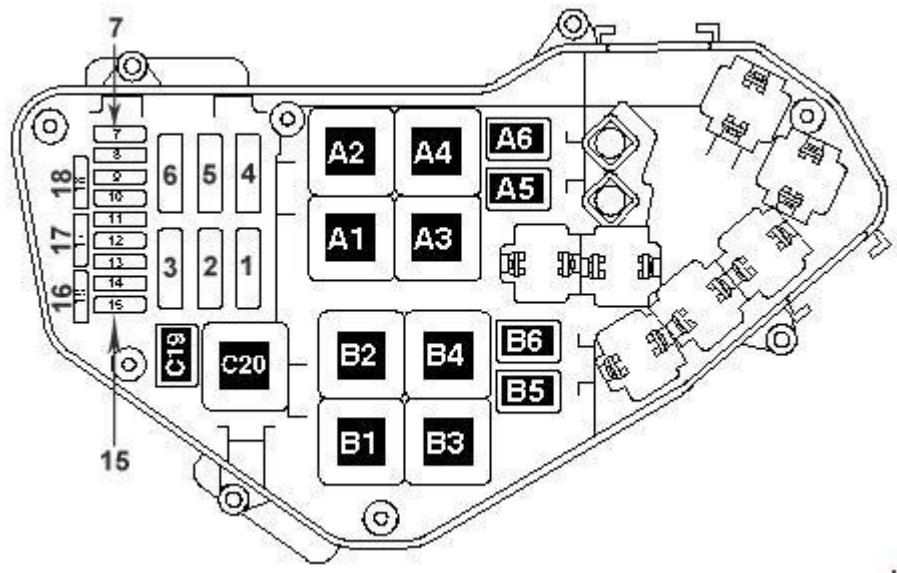
No.	A	Function/component
-----	---	--------------------

1	60	J293 - Radiator fan control unit
2	60 ¹⁾ 30	J671 - Radiator fan control unit 2 V177 - Radiator fan 2
3	-	Not assigned
4	-	Not assigned
5	-	Not assigned
6	60	J701 - Voltage supply relay 1
7	10	J708 - Residual heat relay J496 - Additional coolant pump relay J445 - Fuel cooling pump relay V166 - Fuel cooling pump
8	30	J624 - Engine control unit 2
9	30	J623 - Engine control unit
10	10	G65 - High-pressure sender J17 - Fuel pump relay J293 - Radiator fan control unit J671 - Radiator fan control unit 2 N345 - Exhaust gas recirculation cooler changeover valve N381 - Exhaust gas recirculation cooler changeover valve 2 V336 - Metering pump for post-injection in particulate filter for cylinder bank 1 ²⁾ V337 - Metering pump for post-injection in particulate filter for cylinder bank 2 ²⁾
11	15	F265 - Map-controlled engine cooling system thermostat J255 - Climatronic control unit J724 - Turbocharger 1 control unit J725 - Turbocharger 2 control unit N280 - Air conditioner compressor regulating valve V135 - Particulate filter additive pump ²⁾ V157 - Intake manifold flap motor V275 - Intake manifold flap 2 motor V280 - Turbocharger 1 control motor V281 - Turbocharger 2 control motor
12	5	J179 - Automatic glow period control unit J445 - Fuel cooling pump relay J496 - Additional coolant pump relay J703 - Glow period control unit 2
13	25 ³⁾ 30	G6 - Fuel system pressurisation pump G23 - Fuel pump J17 - Fuel pump relay J715 - Tank circuit pressurisation relay ³⁾
14	-	Not assigned
15	10	J317 - Terminal 30 voltage supply relay
16	10	J581 - Battery parallel circuit relay
17	20	G39 - Lambda probe G108 - Lambda probe 2 Z19 - Lambda probe heater Z28 - Lambda probe heater 2
18	-	Not assigned
Relays		
A1	Glow period control unit 2 -J703- (475)	
A2	Terminal 30 voltage supply relay 2 -J689- (219)	
A3	Automatic glow period control unit -J179- (475)	
A4	Not assigned	
A5	Additional coolant pump relay -J496- (404)	

A6	Fuel cooling pump relay -J445- (404)
B1	Terminal 30 voltage supply relay -J317- (219)
B2	Fuel pump relay -J17- (53)
B3	Not assigned
B3	Not assigned
B4	Voltage supply relay 1 -J701- (100) / (370) optional installation
B5	Not assigned
B6	Not assigned
C19	Tank circuit pressurisation relay -J715- (404) (Not for American markets)
C20	Terminal 50 voltage supply relay -J682- (433)

- 1) Only models for tropical climate zones and models with towing coupling
- 2) Only American markets
- 3) Not American markets

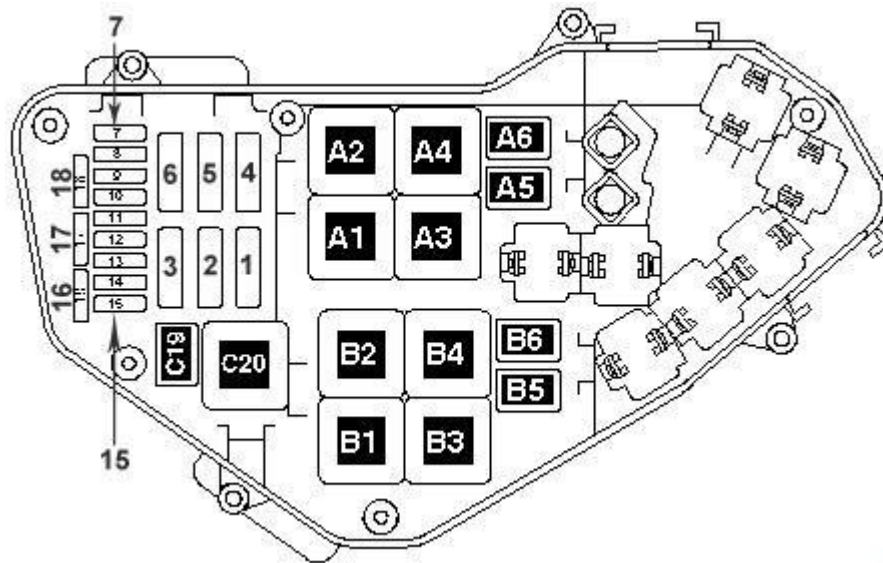
Engine compartment relay & fuse box (3.2 I (V6) petrol engine)



No.	A	Function/component
1	60	J293 - Radiator fan control unit
2	30	J671 - Radiator fan control unit 2
3	40	V101 - Secondary air pump motor
4	-	Not assigned
5	-	Not assigned
6	-	Not assigned
7	20	N30 - Injector, cylinder 1 N31 - Injector, cylinder 2 N32 - Injector, cylinder 3 N70 - Ignition coil 1 with power output stage N127 - Ignition coil 2 with power output stage N291 - Ignition coil 3 with power output stage

8	20	N33 - Injector, cylinder 4 N83 - Injector, cylinder 5 N84 - Injector, cylinder 6 N292 - Ignition coil 4 with power output stage N323 - Ignition coil 5 with power output stage N324 - Ignition coil 6 with power output stage
9	30	J220 - Motronic control unit N156 - Variable intake manifold changeover valve N205 - Inlet camshaft control valve 1 N318 - Exhaust camshaft control valve 1
10	10	G65 - High-pressure sender J293 - Radiator fan control unit J569 - Brake servo relay J671 - Radiator fan control unit 2 N80 - Activated charcoal filter solenoid valve 1 N115 - Activated charcoal filter solenoid valve 2 V144 - Fuel system diagnostic pump
11	15	G266 - Oil level and oil temperature sender J255 - Climatronic control unit N280 - Air conditioner compressor regulating valve
12	5	J299 - Secondary air pump relay J496 - Additional coolant pump relay
13	15	G23 - Fuel pump
14	15	G6 - Fuel system pressurisation pump
15	10	J17 - Fuel pump relay J49 - Electric fuel pump 2 relay J220 - Motronic control unit J271 - Motronic current supply relay J670 - Motronic current supply relay 2
16	15	V192 - Vacuum pump for brakes
17	15	G39 - Lambda probe G108 - Lambda probe 2
18	7.5	G130 - Lambda probe after catalytic converter G131 - Lambda probe 2 after catalytic converter
Relays		
A1	Terminal 30 voltage supply relay 2 -J689- (53)	
A2	Not assigned	
A3	Terminal 30 voltage supply relay -J317- (167)	
A4	Secondary air pump relay -J299- (100) / (370) optional installation	
A5	Additional coolant pump relay -J496- (404)	
A6	Fuel pump relay -J17- (53)	
B1	Not assigned	
B2	Not assigned	
B3	Not assigned	
B3	Not assigned	
B4	Not assigned	
B5	Not assigned	
B6	Brake servo relay -J569- (404) (Only models with automatic gearbox)	
C19	Electric fuel pump 2 relay -J49- (404)	
C20	Terminal 50 voltage supply relay -J682- (433)	

Engine compartment relay & fuse box (3.6 I (V6) FSI engine)



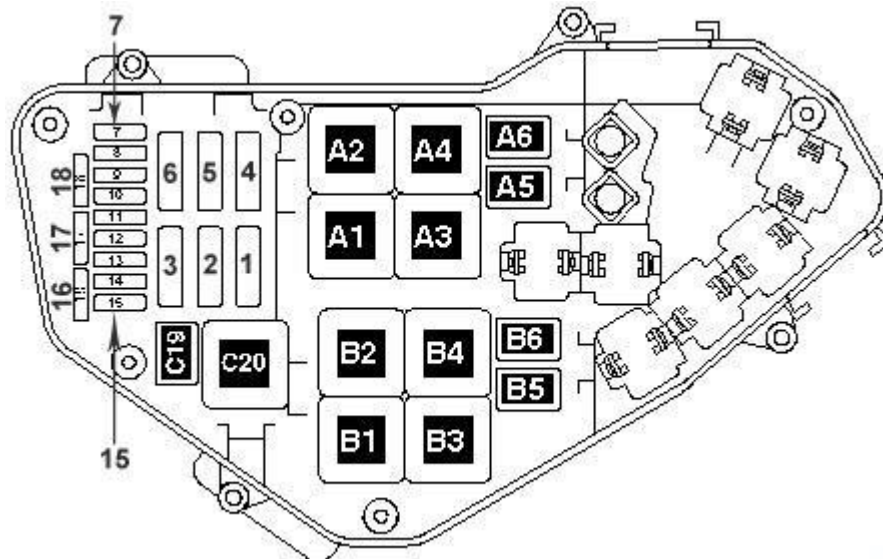
No.	A	Function/component
1	60	J293 - Radiator fan control unit
2	30 ¹⁾	J671 - Radiator fan control unit 2 V7 - Radiator fan
3	-	Not assigned
4	-	Not assigned
5	-	Not assigned
6	-	Not assigned
7	20	N70 - Ignition coil 1 with output stage N127 - Ignition coil 2 with output stage N291 - Ignition coil 3 with output stage
8	20	N292 - Ignition coil 4 with output stage N323 - Ignition coil 5 with output stage N324 - Ignition coil 6 with output stage
9	30	J623 - Engine control unit
10	10	G65 - High-pressure sender J293 - Radiator fan control unit J496 - Additional coolant pump relay J671 - Radiator fan control unit 2 ¹⁾ V144 - Fuel system diagnostic pump
11	10	J255 - Climatronic control unit J301 - Air conditioning system control unit J442 - Alternator cut-in relay ²⁾ N280 - Air conditioner compressor regulating valve
12	10	N80 - Activated charcoal filter system solenoid valve 1 N205 - Inlet camshaft control valve 1 N316 - Intake manifold flap valve N318 - Exhaust camshaft control valve 1

13	25	J538 - Fuel pump control unit
14	15	N276 - Fuel pressure regulating valve
15	10	J623 - Engine control unit J271 - Motronic current supply relay J670 - Motronic current supply relay 2
16	15	J496 - Additional coolant pump relay
17	15	G39 - Lambda probe G108 - Lambda probe 2 Z19 - Lambda probe heater Z28 - Lambda probe heater 2
18	7.5	G130 - Lambda probe after catalytic converter G131 - Lambda probe 2 after catalytic converter Z29 - Lambda probe 1 heater after catalytic converter Z30 - Lambda probe 2 heater after catalytic converter
Relays		
A1	Not assigned	
A2	Not assigned	
A3	Motronic current supply relay -J271- (614)	
A4	Not assigned	
A5	Additional coolant pump relay -J496- (404)	
A6	Not assigned	
B1	Not assigned	
B2	Not assigned	
B3	Not assigned	
B3	Not assigned	
B4	Motronic current supply relay 2 -J670- (614) to May 2007	
B5	Not assigned	
B6	Not assigned	
C19	Not assigned	
C20	Terminal 50 voltage supply relay -J682- (433)	

1) Only models for tropical climate zones and models with towing coupling

2) Up to May 2007

Engine compartment relay & fuse box (4.2 I (V8) FSI engine)



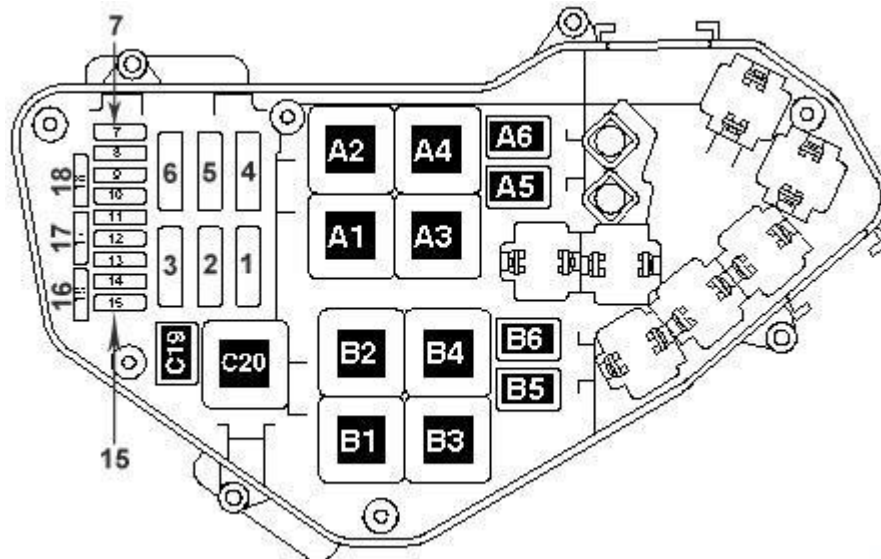
No.	A	Function/component
1	60	J671 - Radiator fan control unit 2 V177 - Radiator fan 2
2	60 ¹⁾ 30	J293 - Radiator fan control unit V7 - Radiator fan
3	40	J299 - Secondary air pump relay V101 - Secondary air pump motor
4	-	Not assigned
5	-	Not assigned
6	-	Not assigned
7	20	N70 - Ignition coil 1 with output stage N127 - Ignition coil 2 with output stage N291 - Ignition coil 3 with output stage N292 - Ignition coil 4 with output stage N323 - Ignition coil 5 with output stage N324 - Ignition coil 6 with output stage N325 - Ignition coil 7 with output stage N326 - Ignition coil 8 with output stage
8	-	Not assigned
9	30	J623 - Engine control unit
10	10	G70 - Air mass meter G246 - Air mass meter 2 J299 - Secondary air pump relay N80 - Activated charcoal filter solenoid valve 1 V144 - Fuel system diagnostic pump
11	-	Not assigned
12	20	F265 - Map-controlled engine cooling system thermostat G65 - High-pressure sender J151 - Continued coolant circulation relay J255 - Climatronic control unit J301 - Air conditioning system control unit J293 - Radiator fan control unit J442 - Alternator cut-in relay ²⁾ J671 - Radiator fan control unit 2 N205 - Inlet camshaft control valve 1

		N208 - Inlet camshaft control valve 2 N280 - Air conditioner compressor regulating valve N318 - Exhaust camshaft control valve 1 N319 - Exhaust camshaft control valve 2 V157 - Intake manifold flap motor V183 - Variable intake manifold motor
13	25	J538 - Fuel pump control unit
14	10	N290 - Fuel metering valve N402 - Fuel metering valve 2
15	10	J271 - Motronic current supply relay J623 - Engine control unit
16	15	J569 - Brake servo relay V192 - Vacuum pump for brakes
17	10	G39 - Lambda probe G108 - Lambda probe 2
18	10	G130 - Lambda probe after catalytic converter G131 - Lambda probe 2 after catalytic converter
Relays		
A1	Not assigned	
A2	Not assigned	
A3	Automatic glow period control unit -J179- (475)	
A4	Secondary air pump relay -J299- (100) / (370) optional installation	
A5	Continued coolant circulation relay -J151- (404)	
A6	Not assigned	
B1	Not assigned	
B2	Not assigned	
B3	Not assigned	
B3	Not assigned	
B4	Engine components current supply relay -J757- (614)	
B5	Not assigned	
B6	Brake servo relay -J569- (404) (Only models with automatic gearbox)	
C19	Not assigned	
C20	Terminal 50 voltage supply relay -J682- (433)	

1) Only models with towing coupling

2) Up to May 2007

Engine compartment relay & fuse box (6.0 l (W12) petrol engine)



No.	A	Function/component
1	60	J671 - Radiator fan control unit 2 V177 - Radiator fan 2
2	60 ¹⁾ 30	J293 - Radiator fan control unit V7 - Radiator fan
3	40	J299 - Secondary air pump relay V101 - Secondary air pump motor
4	40	J545 - Secondary air pump relay 2 V189 - Secondary air pump motor 2
5	30	N325 - Ignition coil 7 with output stage N326 - Ignition coil 8 with output stage N327 - Ignition coil 9 with output stage N328 - Ignition coil 10 with output stage N329 - Ignition coil 11 with output stage N330 - Ignition coil 12 with output stage S7 - Fuse in relay plate fuse holder
6	30	N70 - Ignition coil 1 with output stage N127 - Ignition coil 2 with output stage N291 - Ignition coil 3 with output stage N292 - Ignition coil 4 with output stage N323 - Ignition coil 5 with output stage N324 - Ignition coil 6 with output stage S8 - Fuse in relay plate fuse holder
7	10	N85 - Injector, cylinder 7 N86 - Injector, cylinder 8 N299 - Injector, cylinder 9 N300 - Injector, cylinder 10 N301 - Injector, cylinder 11 N302 - Injector, cylinder 12
8	10	N30 - Injector, cylinder 1 N31 - Injector, cylinder 2 N32 - Injector, cylinder 3 N33 - Injector, cylinder 4 N83 - Injector, cylinder 5 N84 - Injector, cylinder 6

9	30	J623 - Engine control unit J624 - Engine control unit 2
10	10	G65 - High-pressure sender J255 - Climatronic control unit J293 - Radiator fan control unit J301 - Air conditioning system control unit J442 - Alternator cut-in relay ²⁾ J671 - Radiator fan control unit 2 V144 - Fuel system diagnostic pump
11	15	N80 - Activated charcoal filter solenoid valve 1 N205 - Inlet camshaft control valve 1 N208 - Inlet camshaft control valve 2 N280 - Air conditioner compressor regulating valve N318 - Exhaust camshaft control valve 1 N319 - Exhaust camshaft control valve 2
12	5	J49 - Electric fuel pump 2 relay J299 - Secondary air pump relay J545 - Secondary air pump relay 2 J624 - Engine control unit 2
13	15	G6 - Fuel system pressurisation pump J17 - Fuel pump relay
14	15	G23 - Fuel pump J49 - Electric fuel pump 2 relay
15	10	J17 - Fuel pump relay J271 - Motronic current supply relay J623 - Engine control unit J624 - Engine control unit 2
16	15	J496 - Additional coolant pump relay J569 - Brake servo relay V51 - Continued coolant circulation pump V192 - Vacuum pump for brakes
17	30	G39 - Lambda probe G108 - Lambda probe 2 G285 - Lambda probe 3 G286 - Lambda probe 4 Z19 - Lambda probe heater Z28 - Lambda probe heater 2 Z62 - Lambda probe heater 3 Z63 - Lambda probe heater 4
18	15	G130 - Lambda probe after catalytic converter G131 - Lambda probe 2 after catalytic converter G287 - Lambda probe 3 after catalytic converter G288 - Lambda probe 4 after catalytic converter Z29 - Lambda probe 1 heater after catalytic converter Z30 - Lambda probe 2 heater after catalytic converter Z64 - Lambda probe 3 heater after catalytic converter Z65 - Lambda probe 4 heater after catalytic converter
Relays		
A1	Not assigned	
A2	Not assigned	
A3	Motronic current supply relay -J271- (100) / (370) optional installation	
A4	Secondary air pump relay -J299- (100) / (370) optional installation	
A5	Additional coolant pump relay -J496- (404)	
A6	Electric fuel pump 2 relay -J49- (404)	

B1	Not assigned
B2	Not assigned
B3	Not assigned
B3	Secondary air pump relay 2 -J545- (100) / (370) optional installation
B4	Not assigned
B5	Not assigned
B6	Brake servo relay -J569- (404) (Only models with automatic gearbox)
C19	Fuel pump relay -J17- (404)
C20	Terminal 50 voltage supply relay -J682- (433)

1) Only models with towing coupling

2) Up to May 2007